

**COUNTY TREASURER'S
MONTHLY REPORT
8/31/2023
Revised**

SUBMITTED TO: COMMISSIONER'S COURT, PALO PINTO COUNTY

PREPARED AND SUBMITTED BY: DEANNA COPELAND, COUNTY TREASURER

This report is made in accordance with provisions of Gov. Code 2256, The Public Funds Investment Act, which require quarterly reporting of investment transactions for county funds to the commissioner's court. The investments held in Palo Pinto County's portfolio comply with the Public Funds Investment and with County's policy and strategies.

ACCOUNT NAME	BEGINNING CASH BALANCE	CASH RECEIPTS	CASH DISBURSEMENTS	ENDING CASH BALANCE
2023 010 GENERAL FUND				
CASH - GEN FUND	6,784,141.08	803,445.88	1,185,231.16-	6,402,355.80
INVESTMENTS - GEN FUND	<u>12,583,476.24</u>	<u>55,627.59</u>	<u>.00</u>	<u>12,639,103.83</u>
FUND TOTALS	19,367,617.32	859,073.47	1,185,231.16-	19,041,459.63
2023 011 ROAD & BRIDGE - PRCT #1				
CASH - R & B #1	270,321.33	11,344.57	34,076.13-	247,589.77
INVESTMENTS - R & B #1	<u>693,637.09</u>	<u>3,066.35</u>	<u>.00</u>	<u>696,703.44</u>
FUND TOTALS	963,958.42	14,410.92	34,076.13-	944,293.21
2023 012 ROAD & BRIDGE - PRCT #2				
CASH - PRCT #2	327,847.91	53,952.34	77,509.04-	304,291.21
INVESTMENTS - PRCT #2	<u>1,087,260.46</u>	<u>4,806.43</u>	<u>.00</u>	<u>1,092,066.89</u>
FUND TOTALS	1,415,108.37	58,758.77	77,509.04-	1,396,358.10
2023 013 ROAD & BRIDGE - PRCT #3				
CASH - PRCT #3	439,203.30	15,178.00	44,234.57-	410,146.73
INVESTMENTS - PRCT #3	<u>799,626.55</u>	<u>3,534.89</u>	<u>.00</u>	<u>803,161.44</u>
FUND TOTALS	1,238,829.85	18,712.89	44,234.57-	1,213,308.17
2023 014 ROAD & BRIDGE - PRCT #4				
CASH - PRCT #4	388,610.26	14,415.82	46,482.31-	356,543.77
INVESTMENTS - PRCT #4	<u>977,928.26</u>	<u>4,323.11</u>	<u>.00</u>	<u>982,251.37</u>
FUND TOTALS	1,366,538.52	18,738.93	46,482.31-	1,338,795.14
GRAND TOTALS	<u>24,352,052.48</u>	<u>969,694.98</u>	<u>1,387,533.21-</u>	<u>23,934,214.25</u>

ACCOUNT NAME	BEGINNING CASH BALANCE	CASH RECEIPTS	CASH DISBURSEMENTS	ENDING CASH BALANCE
2023 015 CETRZ FUND				
CASH IN BANK - CERTZ	<u>64,164.19-</u>	<u>.00</u>	<u>23,327.10-</u>	<u>87,491.29-</u>
FUND TOTALS	64,164.19-	.00	23,327.10-	87,491.29-
2023 023 HISTORICAL COMMISSION				
CASH - HISTORICAL COMMISSION	<u>29,089.38</u>	<u>117.70</u>	<u>5,000.00-</u>	<u>24,207.08</u>
FUND TOTALS	29,089.38	117.70	5,000.00-	24,207.08
2023 024 MARLOW CEMETERY TRUST				
CASH IN BANK	<u>1,020.00</u>	<u>4.68</u>	<u>.00</u>	<u>1,024.68</u>
FUND TOTALS	1,020.00	4.68	.00	1,024.68
2023 025 CO ATTORNEY - (SPECIAL REV)				
CASH - CO ATTY (SP REV)	<u>1,204.32</u>	<u>80.79</u>	<u>.00</u>	<u>1,285.11</u>
FUND TOTALS	1,204.32	80.79	.00	1,285.11
2023 030 DISTRICT ATTORNEY (SP REV)				
CASH - D A (SP REV)	<u>1,644.49</u>	<u>7.60</u>	<u>.00</u>	<u>1,652.09</u>
FUND TOTALS	1,644.49	7.60	.00	1,652.09
2023 032 TAX ASSESSOR-COLLECTOR(SP REV)				
CASH IN BANK	<u>11,246.43</u>	<u>333.24</u>	<u>.00</u>	<u>11,579.67</u>
FUND TOTALS	11,246.43	333.24	.00	11,579.67
2023 035 HOTEL/MOTEL OCCUPANCY TAX				
CASH - HOTEL/MOTEL TAX	91,940.11	30,218.79	.00	122,158.90
INVESTMENTS - HOTEL/MOTEL TAX	<u>22,112.88</u>	<u>97.76</u>	<u>.00</u>	<u>22,210.64</u>
FUND TOTALS	114,052.99	30,316.55	.00	144,369.54
2023 037 CO ATTY PRETRIAL INTERVENTION				
CASH	<u>35,612.30</u>	<u>161.90</u>	<u>766.62-</u>	<u>35,007.58</u>
FUND TOTALS	35,612.30	161.90	766.62-	35,007.58
2023 038 OPIOID SETTLEMENT				
CASH - OPIOID SETTLEMENT	<u>39,789.76</u>	<u>184.04</u>	<u>.00</u>	<u>39,973.80</u>
FUND TOTALS	39,789.76	184.04	.00	39,973.80
2023 042 D.A. FORFEITURE FUND				
CASH - D A FORFEITURE	<u>86,332.18</u>	<u>399.34</u>	<u>.00</u>	<u>86,731.52</u>
FUND TOTALS	86,332.18	399.34	.00	86,731.52
2023 045 SHERIFF DEPT FORFEITURE FUND				
CASH - S.O. FORFEITURE FUND	1,257.97	3,589.23	3,584.95-	1,262.25
INVESTMENTS - SHERIFF FORFEITU	<u>37,127.33</u>	<u>164.13</u>	<u>.00</u>	<u>37,291.46</u>
FUND TOTALS	38,385.30	3,753.36	3,584.95-	38,553.71
2023 046 AMERICAN RESCUE PLAN ACT-2021				
CASH-AMERICAN RESCUE PLAN ACT	<u>5,932,563.96</u>	<u>26,225.99</u>	<u>.00</u>	<u>5,958,789.95</u>
FUND TOTALS	5,932,563.96	26,225.99	.00	5,958,789.95
GRAND TOTALS	<u>6,226,776.92</u>	<u>61,585.19</u>	<u>32,678.67-</u>	<u>6,255,683.44</u>

ACCOUNT NAME	BEGINNING CASH BALANCE	CASH RECEIPTS	CASH DISBURSEMENTS	ENDING CASH BALANCE
2023 049 ELECTION SERVICES FUND				
CASH IN BANK - ELECTION SERV	13,643.86	6,885.64	18,008.00-	2,521.50
FUND TOTALS	13,643.86	6,885.64	18,008.00-	2,521.50
2023 050 COUNTY CLERK - PRF ACCOUNT				
CASH IN BANK - PRF	225,649.52	13,764.56	1,798.04-	237,616.04
INVESTMENTS - PRF FUND	701,499.56	3,101.11	.00	704,600.67
FUND TOTALS	927,149.08	16,865.67	1,798.04-	942,216.71
2023 051 DISTRICT CLERK - PRF ACCOUNT				
CASH IN BANK - PRF #3	56,153.52	1,640.29	.00	57,793.81
INVESTMENTS - DIST CLERK PRF	69,606.68	307.71	.00	69,914.39
FUND TOTALS	125,760.20	1,948.00	.00	127,708.20
2023 052 PRESERVATION OF RECORDS FUND				
CASH IN BANK - PRF #2	23,562.20	140.25	.00	23,702.45
INVESTMENTS - PRESERV OF RECOR	80,315.40	355.05	.00	80,670.45
FUND TOTALS	103,877.60	495.30	.00	104,372.90
2023 053 JUVENILE CASE MANAGER FUND				
CASH IN BANK	15,269.02	1,443.64	.00	16,712.66
FUND TOTALS	15,269.02	1,443.64	.00	16,712.66
2023 054 LAW LIBRARY FUND				
CASH IN BANK - LAW LIBRARY	16,643.60	1,372.43	1,281.86-	16,734.17
INVESTMENTS - LAW LIBRARY	94,845.00	419.28	.00	95,264.28
FUND TOTALS	111,488.60	1,791.71	1,281.86-	111,998.45
2023 055 COURTHOUSE SECURITY FEE FUND				
CASH IN BANK - SECURITY FEE	25,446.22	52,104.99	21,566.31-	55,984.90
INVESTMENTS - COURTHOUSE SEC	8,367.78	36.99	.00	8,404.77
FUND TOTALS	33,814.00	52,141.98	21,566.31-	64,389.67
2023 056 TECHNOLOGY FUND				
CASH IN BANK - TECH FUND	21,929.67	1,431.75	2,982.61-	20,378.81
INVESTMENTS - TECHNOLOGY FUND	85,669.76	378.71	.00	86,048.47
FUND TOTALS	107,599.43	1,810.46	2,982.61-	106,427.28
2023 057 JUSTICE COURT SECURITY FUND				
CASH - JUSTICE SECURITY FEE	39,568.07	495.27	.00	40,063.34
FUND TOTALS	39,568.07	495.27	.00	40,063.34
2023 058 EMPLOYEE FUND				
CASH - EMPLOYEE FUND	3,939.89	178.43	104.40-	4,013.92
FUND TOTALS	3,939.89	178.43	104.40-	4,013.92
2023 059 COUNTY SPECIALTY COURT				
CASH IN BANK	9,331.22	529.30	.00	9,860.52
FUND TOTALS	9,331.22	529.30	.00	9,860.52
2023 063 I & S FUND - CERT OF OBLIGATIO				
CASH - I&S/TWDB	6,251.57	376.14	41.50-	6,586.21
FUND TOTALS	6,251.57	376.14	41.50-	6,586.21
GRAND TOTALS	1,497,692.54	84,961.54	45,782.72-	1,536,871.36

ACCOUNT NAME	BEGINNING CASH BALANCE	CASH RECEIPTS	CASH DISBURSEMENTS	ENDING CASH BALANCE
2023 070 TX CAPITAL FUND-TX BEST PROTEI				
CASH - TX CAPITAL FUND	<u>100.00</u>	<u>.00</u>	<u>.00</u>	<u>100.00</u>
FUND TOTALS	100.00	.00	.00	100.00
2023 071 CAPITAL PROJECTS FUND				
CASH-CERTIFICATES OF OBLIGATIO	79,347.06	326.58	12,000.00-	67,673.64
CASH - CERT OF OBLIGATION	<u>342,502.10</u>	<u>.00</u>	<u>.00</u>	<u>342,502.10</u>
FUND TOTALS	421,849.16	326.58	12,000.00-	410,175.74
2023 072 CAPITAL PROJECTS FUND(DEMPSEY)				
CASH - CAP PROJ(DEMPSEY)	255,607.31	7,437.68	.00	263,044.99
INVESTMENTS-CAP PROJ(DEMPSEY)	<u>352,147.49</u>	<u>1,556.74</u>	<u>.00</u>	<u>353,704.23</u>
FUND TOTALS	607,754.80	8,994.42	.00	616,749.22
2023 073 CAPITAL PROJECTS FUND(HAVA)				
CASH - CAP PROJ(HAVA)	<u>46,573.46</u>	<u>215.42</u>	<u>.00</u>	<u>46,788.88</u>
FUND TOTALS	46,573.46	215.42	.00	46,788.88
2023 074 CAPITAL IMPROVEMENTS FUND				
CASH - CAP IMPROVEMENTS FUND	658,259.89	3,033.27	13,890.27-	647,402.89
INVESTMENTS - CAPITAL IMP	<u>432,052.86</u>	<u>1,909.97</u>	<u>.00</u>	<u>433,962.83</u>
FUND TOTALS	1,090,312.75	4,943.24	13,890.27-	1,081,365.72
2023 075 COURT FACILITY FUND				
CASH IN BANK-COURT FACILITY FU	<u>14,026.82</u>	<u>787.22</u>	<u>.00</u>	<u>14,814.04</u>
FUND TOTALS	14,026.82	787.22	.00	14,814.04
2023 082 JP 2				
CASH IN BANK - JP #2	<u>2,444.96</u>	<u>521.15</u>	<u>2,444.96-</u>	<u>521.15</u>
FUND TOTALS	2,444.96	521.15	2,444.96-	521.15
2023 083 JUSTICE OF THE PEACE-PRCT # 3				
CASH IN BANK - JP # 3	<u>15,893.28</u>	<u>16,614.16</u>	<u>19,218.08-</u>	<u>13,289.36</u>
FUND TOTALS	15,893.28	16,614.16	19,218.08-	13,289.36
2023 084 JP # 4				
CASH IN BANK - JP # 4	<u>13,126.18</u>	<u>12,106.38</u>	<u>14,669.88-</u>	<u>10,562.68</u>
FUND TOTALS	13,126.18	12,106.38	14,669.88-	10,562.68
2023 085 JUSTICE OF THE PEACE-PRCT # 5				
CASH IN BANK - JP # 5	<u>9,345.47</u>	<u>16,622.21</u>	<u>11,119.47-</u>	<u>14,848.21</u>
FUND TOTALS	9,345.47	16,622.21	11,119.47-	14,848.21
2023 086 HRA FUND				
CASH - HRA FUND	<u>10,501.72</u>	<u>37.83</u>	<u>3,185.09-</u>	<u>7,354.46</u>
FUND TOTALS	10,501.72	37.83	3,185.09-	7,354.46
2023 087 COUNTY TREASURER'S ACCOUNTS				
CASH IN BANK - CO TREAS	<u>12,836.05</u>	<u>32,813.42</u>	<u>10,295.49-</u>	<u>35,353.98</u>
FUND TOTALS	12,836.05	32,813.42	10,295.49-	35,353.98
GRAND TOTALS	<u>2,244,764.65</u>	<u>93,982.03</u>	<u>86,823.24-</u>	<u>2,251,923.44</u>

ACCOUNT NAME	BEGINNING CASH BALANCE	CASH RECEIPTS	CASH DISBURSEMENTS	ENDING CASH BALANCE
2023 088 COUNTY CLERK AGENCY FUND				
CASH IN BANK - CO CLERK	<u>47,250.15</u>	<u>44,891.99</u>	<u>49,069.35-</u>	<u>43,072.79</u>
FUND TOTALS	47,250.15	44,891.99	49,069.35-	43,072.79
2023 089 JUVENILE REST CHECKING				
CASH- JUV REST CHECKING	<u>260.92</u>	<u>10.98</u>	<u>60.92-</u>	<u>210.98</u>
FUND TOTALS	260.92	10.98	60.92-	210.98
2023 090 DISTRICT CLERK AGENCY FUND				
CASH IN BANK - DIST CLERK	<u>24,897.22</u>	<u>33,778.61</u>	<u>24,316.19-</u>	<u>34,359.64</u>
FUND TOTALS	24,897.22	33,778.61	24,316.19-	34,359.64
2023 092 JUSTICE OF THE PEACE-PRCT # 1				
CASH IN BANK - JP # 1	<u>18,879.17</u>	<u>31,921.84</u>	<u>26,178.67-</u>	<u>24,622.34</u>
FUND TOTALS	18,879.17	31,921.84	26,178.67-	24,622.34
2023 097 PUBLIC WORKS				
CASH IN BANK - PUBLIC WKS	<u>9,803.45</u>	<u>9,977.79</u>	<u>9,283.45-</u>	<u>10,497.79</u>
FUND TOTALS	9,803.45	9,977.79	9,283.45-	10,497.79
GRAND TOTALS	<u>101,090.91</u>	<u>120,581.21</u>	<u>108,908.58-</u>	<u>112,763.54</u>

Combined Statement Of Cash Receipts And Disbursements From August to August

Page 6

ACCOUNT NAME	BEGINNING CASH BALANCE	CASH RECEIPTS	CASH DISBURSEMENTS	ENDING CASH BALANCE
2023 040 D. A. SEIZURE FUND				
CASH - D A SEIZURE	<u>4,183.34</u>	<u>19.31</u>	<u>0.00</u>	<u>4,202.65</u>
FUND TOTAL	4,183.34	19.31	0.00	4,202.65
2023 048 D A STATE FUND				
CASH - DA STATE FUND	<u>3,016.96</u>	<u>6.89</u>	<u>1904.65</u>	<u>1,119.20</u>
FUND TOTAL	3,016.96	6.89	1,904.65	1,119.20
2023 210 JUVENILE PROBATION FUND				
CASH - JUV PROB	62,032.48	40,289.96	39,812.67	62,509.77
CASH - SAVINGS	90.20	0.00	0.00	90.20
INVESTMENTS - JUVENILE PROB	<u>0.00</u>	<u>0.00</u>	<u>0.00</u>	<u>0.00</u>
FUND TOTAL	62,122.68	40,289.96	39,812.67	62,599.97
2023 310 ADULT PROBATION FUND				
CASH - CSCD	92,426.31	95,108.22	139,744.15	47,790.38
INVESTMENTS - ADULT PROB	<u>207,709.76</u>	<u>918.22</u>	<u>0.00</u>	<u>208,627.98</u>
FUND TOTAL	300,136.07	96,026.44	139,744.15	256,418.36
2023 320 CSCD-COLLECTIONS				
CASH - CSCD COLLECTION	<u>30,121.06</u>	<u>45,805.86</u>	<u>37,684.06</u>	<u>38,242.86</u>
FUND TOTAL	30,121.06	45,805.86	37,684.06	38,242.86
GRAND TOTALS	399,580.11	182,148.46	219,145.53	362,583.04

	BEGINNING CASH BALANCE	CASH RECEIPTS	CASH DISBURSEMENTS	ENDING CASH BALANCE
Page one totals	24,352,052.48	969,694.98	-1,387,533.21	23,934,214.25
Page two totals	6,226,776.92	61,585.19	-32,678.67	6,255,683.44
Page three totals	1,497,692.54	84,961.54	-45,782.72	1,536,871.36
Page four totals	2,244,764.65	93,982.03	-86,823.24	2,251,923.44
Page Five totals	101,090.91	120,581.21	-108,908.58	112,763.54
Page Six totals	399,580.11	182,148.46	-219,145.53	362,583.04
Grand total of all pages	<u>34,821,957.61</u>	<u>1,512,953.41</u>	<u>-1,880,871.95</u>	<u>34,454,039.07</u>

Investment Report for August 2023

General Fund	Beginning Balance	Deposit-Int	Transfer In	Transfer Out	Ending Balance
Simmons Bank Dated 9/10/2019 Money Market Acct #1335					
	\$12,583,476.24	\$55,627.59	\$0.00	\$0.00	\$12,639,103.83
	\$12,583,476.24	\$55,627.59	\$0.00	\$0.00	\$12,639,103.83
Total for Fund					

Road & Bridge Pct #1	Beginning Balance	Deposit-Int	Transfer In	Transfer Out	Ending Balance
Simmons Bank Dated 9/10/2019 Money Market Acct #1394					
	\$693,637.09	\$3,066.35	\$0.00	\$0.00	\$696,703.44
	\$693,637.09	\$3,066.35	\$0.00	\$0.00	\$696,703.44
Total for Fund					

Road & Bridge Pct #2	Beginning Balance	Deposit-Int	Transfer In	Transfer Out	Ending Balance
Simmons Bank Dated 9/10/2019 Money Market Acct #1408					
	\$1,087,260.46	\$4,806.43	\$0.00	\$0.00	\$1,092,066.89
	\$1,087,260.46	\$4,806.43	\$0.00	\$0.00	\$1,092,066.89
Total for Fund					

Road & Bridge Pct #3	Beginning Balance	Deposit-Int	Transfer In	Transfer Out	Ending Balance
Simmons Bank Dated 9/10/2019 Money Market Acct #1416					
	\$799,626.55	\$3,534.89	\$0.00	\$0.00	\$803,161.44
	\$799,626.55	\$3,534.89	\$0.00	\$0.00	\$803,161.44
Total for Fund					

Road & Bridge Pct #4	Beginning Balance	Deposit-Int	Transfer In	Transfer Out	Ending Balance
Simmons Bank Dated 9/10/2019 Money Market Acct #1424					
	\$977,928.26	\$4,323.11	\$0.00	\$0.00	\$982,251.37
	\$977,928.26	\$4,323.11	\$0.00	\$0.00	\$982,251.37
Total for Fund					

County Clerk Preservation Records	Beginning Balance	Deposit-Int	Transfer In	Transfer Out	Ending Balance
Simmons Bank Dated 9/10/2019 Money Market Acct #1300					
	\$701,499.56	\$3,101.11	\$0.00	\$0.00	\$704,600.67
	\$701,499.56	\$3,101.11	\$0.00	\$0.00	\$704,600.67
Total for Fund					

Palo Pinto Courthouse Security Fee Fund	Beginning Balance	Deposit-Int	Transfer In	Transfer Out	Ending Balance
Simmons Bank Dated 9/10/2019 Money Market Acct #1319					
	\$8,367.78	\$36.99	\$0.00	\$0.00	\$8,404.77
	\$8,367.78	\$36.99	\$0.00	\$0.00	\$8,404.77
Total for Fund					

Capital Projects (Dempse)	Beginning Balance	Deposit-Int	Transfer In	Transfer Out	Ending Balance
Simmons Bank Dated 9/10/2019 Money Market Acct #1602					
	\$352,147.49	\$1,556.74	\$0.00	\$0.00	\$353,704.23
	\$352,147.49	\$1,556.74	\$0.00	\$0.00	\$353,704.23
Total for Fund					

Capital Improvements Fund	Beginning Balance	Deposit-Int	Transfer In	Transfer Out	Ending Balance
Simmons Bank Dated 9/10/2019 Money Market Acct #1297					
	\$432,052.86	\$1,909.97	\$0.00	\$0.00	\$433,962.83
	\$432,052.86	\$1,909.97	\$0.00	\$0.00	\$433,962.83
Total for Fund					

29th Judicial District CSCD	Beginning Balance	Deposit-Int	Transfer In	Transfer Out	Ending Balance
Simmons Bank Dated 9/10/2019 Money Market Acct #1270					
	\$207,709.76	\$918.22	\$0.00	\$0.00	\$208,627.98
	\$207,709.76	\$918.22	\$0.00	\$0.00	\$208,627.98
Total for Fund					

Juvenile Probation Fund	Beginning Balance	Deposit-Int	Transfer In	Transfer Out	Ending Balance
Simmons Bank Dated 9/10/2019 Money Market Acct #1351					
	\$0.00	\$0.00	\$0.00	\$0.00	\$0.00
	\$0.00	\$0.00	\$0.00	\$0.00	\$0.00
Total for Fund					

Hotel Tax Fund	Beginning Balance	Deposit-Int	Transfer In	Transfer Out	Ending Balance
Simmons Bank Dated 9/10/2019 Money Market Acct #1343					
	\$22,112.88	\$97.76	\$0.00	\$0.00	\$22,210.64
	\$22,112.88	\$97.76	\$0.00	\$0.00	\$22,210.64
Total for Fund					

District Clerk Preservation Records	Beginning Balance	Deposit-Int	Transfer In	Transfer Out	Ending Balance
Simmons Bank Dated 9/10/2019 Money Market Acct #1327					
	\$69,606.68	\$307.71	\$0.00	\$0.00	\$69,914.39
	\$69,606.68	\$307.71	\$0.00	\$0.00	\$69,914.39
Total for Fund					

Palo Pinto County Preservation Records	Beginning Balance	Deposit-Int	Transfer In	Transfer Out	Ending Balance
Simmons Bank Dated 9/10/2019 Money Market Acct #1378					
	\$80,315.40	\$355.05	\$0.00	\$0.00	\$80,670.45
	\$80,315.40	\$355.05	\$0.00	\$0.00	\$80,670.45
Total for Fund					

Sheriff Forfeiture Fund	Beginning Balance	Deposit-Int	Transfer In	Transfer Out	Ending Balance
Simmons Bank Dated 9/10/2019 Money Market Acct #1432					
	\$37,127.33	\$164.13	\$0.00	\$0.00	\$37,291.46
	\$37,127.33	\$164.13	\$0.00	\$0.00	\$37,291.46
Total for Fund					

Technology Fund	Beginning Balance	Deposit-Int	Transfer In	Transfer Out	Ending Balance
Simmons Bank Dated 9/10/2019 Money Market Acct #1440					
	\$85,669.76	\$378.71	\$0.00	\$0.00	\$86,048.47
	\$85,669.76	\$378.71	\$0.00	\$0.00	\$86,048.47
Total for Fund					

Law Library Fund	Beginning Balance	Deposit-Int	Transfer In	Transfer Out	Ending Balance
Simmons Bank Dated 9/10/2019 Money Market Acct #8812					
	\$94,845.00	\$419.28	\$0.00	\$0.00	\$95,264.28
	\$94,845.00	\$419.28	\$0.00	\$0.00	\$95,264.28
Total for Fund					

\$18,313,987.14

SIMMONS BANK
501 S. MAIN STREET
PINE BLUFF, AR 71601

09/01/2023

Relationship Officer: Brandi Rhoades, 940-468-4859
Treasury Management Officer: Chris Stephens, 972-624-2906

Deposit Balance Collateral Verification Statement



PALO PINTO COUNTY
PO BOX 75
PALO PINTO, TX 76484-0075

PALO PINTO COUNTY
PZL2079

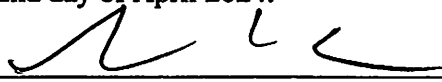
Deposit Balance Collateral Verification

09/01/2023
Page 1


Security Description Security Description	Rate	Maturity Date Issue Date	Original Face Current Face	Market Price Market Value	Haircut Required	CUSIP
Pledge collateral As of 09/01/23						
FHLMC MBS GOLD CASH 3.500 20350701	3.500000	07/01/2035 07/01/2015	1,500,000.00 283,564.49	95.152390 269,818.39	110.0000	3128P8BJ9
FHLMC UMBS 15Y FIXED 2.000 20360801	2.000000	08/01/2036 08/01/2021	40,000,000.00 31,422,429.20	88.328624 27,754,999.34	110.0000	3133GEHF8
FHLMC UMBS 15Y FIXED 2.000 20360801	2.000000	08/01/2036 07/01/2021	5,325,000.00 4,136,397.01	88.323535 3,653,412.06	110.0000	3133L8NH4
FHLMC UMBS 15Y FIXED 2.000 20360801	2.000000	08/01/2036 07/01/2021	500,000.00 388,394.09	88.323535 343,043.39	110.0000	3133L8NH4
FNMA MBS BLLN MULTI 7- 1.480 20280401	1.480000	04/01/2028 04/01/2021	5,600,000.00 5,347,287.23	86.562990 4,628,771.71	110.0000	3140LB4P5
FNMA UMBS INT 15 YEAR 2.000 20360401	2.000000	04/01/2036 04/01/2021	6,000,000.00 4,526,716.20	88.021789 3,984,496.58	110.0000	3140QKHS0
FNMA UMBS INT 15 YEAR 2.000 20360401	2.000000	04/01/2036 04/01/2021	550,000.00 414,948.99	88.021789 365,245.52	110.0000	3140QKHS0
Totals			Original Face/Par Current Face	59,475,000.00 46,519,737.19	40,999,786.99	Market Value
Deposit Information						
Current Balance 08/31/2023			36,905,912.43	Minimum Coll. Required		39,898,244.65
FDIC Insurance			634,780.93	Variance		102.76 %
Other Balance			.00			
Net Deposit			36,271,131.50			

We, the undersigned County Judge and Commissioners in and for Palo Pinto County, Texas, hereby certify that we have this date made an examination of and compared the County Treasurer's Monthly Report for **August 2023** filed with us on the 22nd day of April 2024, and have found the same to be correct and in due order and that the total of all funds held by the County Treasurer, as well as other assets in her hands is the sum of **\$34,454,039.07.**


WITNESS OUR HANDS, officially, this 22nd day of April 2024.




COUNTY JUDGE




COMMISSIONER PRECINCT NO. 1



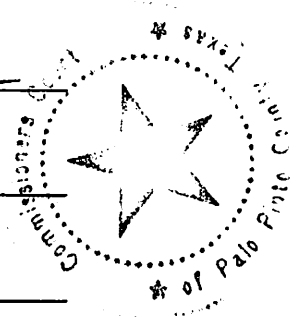
COMMISSIONER PRECINCT NO. 2



COMMISSIONER PRECINCT NO. 3



COMMISSIONER PRECINCT NO. 4




SWORN TO AND SUBSCRIBED BEFORE ME, County Judge and County Commissioners of said Palo Pinto County, each respectively, on this 22nd day of April 2024.

BEFORE ME, the undersigned authority, on this day personally appeared Deanna Copeland, County Treasurer of Palo Pinto County, says that the within and foregoing report is true and correct.



COUNTY TREASURER

FILED FOR RECORD THIS 22nd day of April 2024 and recorded
22nd day of April 2024.



COUNTY CLERK